

**ROBERT RUSSA MOTON CHARTER SCHOOL**  
**Quarterly Financial Report (QFR) for the**  
**Quarter Ending**

03/31/20

<< ENTER QUARTER ENDED HERE. ENTER AS MM/DD/YY.

**Balance Sheet**

**ASSETS**

<b>Current Assets</b>	
Unrestricted Cash and Cash Equivalents	\$3,733,330
Checking 1	0
Checking 2	0
Checking 3	0
Checking 4	0
Checking 5	0
Savings 1	0
Savings 2	0
Savings 3	0
Savings 4	0
Savings 5	0
<b>Total Unrestricted Cash</b>	<b>3,733,330</b>
<b>Restricted Cash</b>	<b>57,246</b>
Student Activity 1	0
Student Activity 2	0
Student Activity 3	0
Student Activity 4	0
Student Activity 5	0
<b>Total Restricted Cash</b>	<b>57,246</b>
<b>Total Cash and Cash Equivalents</b>	<b>\$3,790,576</b>

<b>Other Current Assets</b>	
Accounts Receivable	0
Prepaid Expenses	30,586
Travel advance	54,161
Grants receivable	13,903
Deposit - Entergy	0
	0
<b>Total Other Current Assets</b>	<b>98,650</b>
<b>Total Current Assets</b>	<b>\$3,889,226</b>

<b>Fixed Assets</b>	
Land	0
Building	10,000
Furniture and Equipment	0
	0
	0
	0
<b>Total Fixed Assets</b>	<b>10,000</b>
<b>Total Assets</b>	<b>\$3,899,226</b>

<b>Accumulated Depreciation</b>	
	(5,714)
<b>Total Fixed Assets</b>	<b>4,286</b>
<b>TOTAL ASSETS</b>	<b>\$3,893,512</b>

CSAF RATIOS:	Best Practice Target	Ratio
<b>Ratio for QFR:</b>		
Debt Ratio	LT or = to .90	0.00
Sustainability	2.00 +	3.84
Debt to Assets Ratio	LT .90	0.03
Unrestricted Days of Cash	30 to 60 Days	326.84
Total Margin	Positive Number	-0.24
Liquidity	GT 0 and LT 1	0.91
<b>Ratio for Audit:</b>		
<b>Audit Finding(s) Prior Fiscal Year</b>		
<b>Unqualified.</b>		

ROBERT RUSSA MOTON CHARTER SCHOOL

Quarterly Financial Report (QFR) for the

Quarter Ending

03/31/20

<< ENTER QUARTER ENDED HERE. ENTER AS MM/DD/YY.

Balance Sheet

LIABILITIES & FUND BALANCE

Liabilities

Current Liabilities	\$53,785
Accounts Payable	0
Payroll W/H and Payable	2,230
Other liabilities	57,246
Deposits Held for Others - SAF	0
	0
	0
	0
	0
	0
	0
	0

Total Current Liabilities \$113,261

Long Term Liabilities	0
Loan(s)/Note(s) Payable	0
Line(s) of Credit	0
	0

Total Long Term Liabilities \$0  
 TOTAL LIABILITIES \$113,261

FUND BALANCE

Restricted	2,000,000
Unrestricted	1,780,252
TOTAL FUND BALANCE	<u>\$3,780,252</u>

TOTAL LIABILITIES & FUND BALANCE \$3,893,513

**ROBERT RUSSA MOTON CHARTER SCHOOL**  
**Quarterly Financial Report (QFR) for the**  
**03/31/20**

**Statement of Revenues and Expenditures**

Includes Federal ESSA, IDEA B and Other Special Funds

Line	L.A.U.G.H Object	GENERAL FUNDS(S)		SPECIAL FUNDS		TOTAL FUNDS		VARIANCE	UTILIZATION
		ANNUAL BUDGET	ACTUAL YTD	ANNUAL BUDGET	ACTUAL YTD	ANNUAL BUDGET	ACTUAL YTD		
<b>REVENUES</b>									
<b>LOCAL REVENUES</b>									
1	Minimum Foundation Program (MFP) Local	1994	\$2,320,409	\$1,762,403	\$0	\$2,320,409	\$1,762,403	(\$558,006)	75.95%
2	Earnings on Investments	1500-1542	51,000	31,430	0	51,000	31,430	(19,570)	61.63%
3	Food Service (Income from Meals)	1800-1820	0	0	0	0	0	0	0.00%
4	Contributions and Donations	1920	0	0	0	0	0	0	0.00%
5	ERate Reimbursements	1993	0	0	0	0	0	0	0.00%
6	Other (list in space provided below):		0	0	0	0	0	0	0.00%
7	City-Wide Exceptional Needs Fund (CENF)		0	0	0	0	0	0	0.00%
8	Miscellaneous revenues		78,000	9,657	0	78,000	9,657	(68,343)	12.38%
9			0	0	0	0	0	0	0.00%
10			0	0	0	0	0	0	0.00%
11			0	0	0	0	0	0	0.00%
12			0	0	0	0	0	0	0.00%
13			0	0	0	0	0	0	0.00%
14			0	0	0	0	0	0	0.00%
15	<b>Total Local Revenues</b>		<b>2,449,409</b>	<b>1,803,490</b>	<b>0</b>	<b>2,449,409</b>	<b>1,803,490</b>	<b>(645,919)</b>	<b>73.63%</b>
<b>STATE REVENUES</b>									
16	Minimum Foundation Program (MFP) State	3110	1,409,012	1,089,054	0	1,409,012	1,089,054	(319,958)	77.29%
17	Unrestricted Grants	3190	0	0	0	0	0	0	0.00%
18	Restricted Grants:								
19	8(g) Grants		3220	0	0	0	0	0	0.00%
20	PIP		3230	4,100	936	4,100	936	(3,164)	22.83%
21	Extended School Year Services		3290	0	0	0	0	0	0.00%
22	LA-4 State		3290	84,213	109,651	84,213	109,651	25,438	130.21%
23	Other (list in space provided below):			0	0	0	0	0	0.00%
24			0	0	0	0	0	0	0.00%
25			0	0	0	0	0	0	0.00%
26			0	0	0	0	0	0	0.00%
27			0	0	0	0	0	0	0.00%
28			0	0	0	0	0	0	0.00%
29			0	0	0	0	0	0	0.00%
30			0	0	0	0	0	0	0.00%
31	<b>Total State Revenues</b>		<b>1,497,325</b>	<b>1,199,641</b>	<b>0</b>	<b>1,497,325</b>	<b>1,199,641</b>	<b>(297,684)</b>	<b>80.12%</b>
<b>FEDERAL REVENUES</b>									
32	Unrestricted Grants-in-Aid Direct from the Federal Government:								
33	Impact Aid Fund	4110	0	0	0	0	0	0	0.00%
34	Other Unrestricted Grants-Direct	4190	0	0	0	0	0	0	0.00%
35	Restricted Grants-in-Aid Direct from the Federal Government:								
36	ROTC	4330	0	0	0	0	0	0	0.00%
37	Other Restricted Grants Direct from the Federal Government	4390	0	0	0	0	0	0	0.00%
38	Restricted Grants-in-Aid from the Federal Government through the State:								
39	Career & Technical Education (Carl Perkins) School Food Service	4510	0	0	0	0	0	0	0.00%
40		4515	0	0	0	0	0	0	0.00%
41			0	0	0	0	0	0	0.00%

**ROBERT RUSSA MOTON CHARTER SCHOOL**  
**Quarterly Financial Report (QFR) for the**  
**03/31/20**

**Statement of Revenues and Expenditures**

	LA U.G.H Object	GENERAL FUNDS(S)		SPECIAL FUNDS		TOTAL FUNDS		VARIANCE	UTILIZATION
		ANNUAL BUDGET	ACTUAL YTD	ANNUAL BUDGET	ACTUAL YTD	ANNUAL BUDGET	ACTUAL YTD		
42	Special Education:								
43	IDEA Part B	4531	0	72,945	62,569	72,945	62,569	(10,376)	85.78%
44	IDEA Preschool	4532	0	6,010	4,185	6,010	4,185	(1,825)	69.63%
45	Other Special Education Programs	4535	0	0	0	0	0	0	0.00%
46	Every Student Succeeds Act (ESSA):								
	Title I (also includes School Improvement)	4541	0	263,226	152,727	263,226	152,727	(110,499)	58.02%
47	Title I Part C-Migrant	4542	0	0	0	0	0	0	0.00%
48	Title II Improving Teacher Quality	4545	0	59,068	36,571	59,068	36,571	(22,497)	61.91%
49	Title III Immigrant Self-Aside	4547	0	0	0	0	0	0	0.00%
50	Title IV Safe and Drug Free Schools/Comm	4544	0	34,194	26,901	34,194	26,901	(7,293)	78.67%
51	FEMA Disaster Relief	4580	0	0	0	0	0	0	0.00%
52	Other Restricted Grants through the State (list additional grants in space provided below):								
53	Charter School Grant (PCSP Funds)	4590	0	0	0	0	0	0	0.00%
54	Hurricane Educator Assistance Program (HEAP)	4590	0	0	0	0	0	0	0.00%
55	Education Excellence (EEF)	4590	0	0	0	0	0	0	0.00%
56	Direct Student Services	4570	0	7,561	0	7,561	0	(7,561)	0.00%
57	LA-4 Federal (TANF)	4570	0	78,033	76,510	78,033	76,510	(1,523)	98.05%
58	Total Federal Revenues	67	0	521,037	359,462	521,037	359,462	(161,575)	68.99%
59	<b>TOTAL REVENUES</b>		<b>\$3,946,734</b>	<b>\$3,003,131</b>	<b>\$521,037</b>	<b>\$3,524,168</b>	<b>\$4,467,771</b>	<b>(\$1,105,178)</b>	<b>75.26%</b>
60	<b>EXPENDITURES</b>								
61	School Administrators:	Object 100							
62	Salaries								
63	Chief Executive Officers (CEOs)/School Leaders/Principals	111	200,000	90,000	0	200,000	90,000	110,000	45.00%
64	Business Officials	111	65,500	40,118	0	65,500	40,118	25,382	61.25%
65	Other School Administrators (exclude amounts on lines 74-75)	111	194,500	116,786	0	194,500	116,786	77,714	60.04%
66	Teachers	112	1,425,931	1,090,761	271,759	1,697,590	1,248,409	448,281	73.59%
67	Therapists/Specialists/Counselors	113	96,000	35,487	0	96,000	35,487	60,513	36.97%
68	Clerical/Secretarial	114	77,000	39,805	0	77,000	37,195	39,805	51.69%
69	Custodial	116	197,018	138,633	0	197,018	138,633	58,385	70.37%
70	Other Salaries (excludes amounts on lines 74-80)	100-150	885,726	556,657	112,265	66,029	997,991	375,304	62.39%
71	<b>Total Salaries</b>		<b>3,141,675</b>	<b>2,108,247</b>	<b>384,024</b>	<b>2,246,778</b>	<b>3,525,699</b>	<b>1,192,774</b>	<b>66.17%</b>

Includes Federal ESSA, IDEA B and Other Special Funds

**ROBERT RUSSA MOTON CHARTER SCHOOL**  
**Quarterly Financial Report (QFR) for the**  
**Quarter Ending 03/31/20**

**Statement of Revenues and Expenditures**

Includes Federal ESSA, IDEA B and Other Special Funds

	LA U.G.H Object	GENERAL FUNDS(S)		SPECIAL FUNDS		TOTAL FUNDS		VARIANCE	UTILIZATION
		ANNUAL BUDGET	ACTUAL YTD	ANNUAL BUDGET	ACTUAL YTD	ANNUAL BUDGET	ACTUAL YTD		
83	Employee Benefits	Object 200							
84	Health Insurance Benefits-Current Employees	210	346,739	0	0	346,739	147,717	199,022	42.60%
85	Social Security	220	16,288	0	0	16,288	7,218	9,070	44.32%
86	Medicare	225	46,886	3,327	3,077	50,013	40,146	9,867	80.27%
87	Retirement	230-290	770,423	59,616	58,415	830,039	446,291	383,748	53.77%
88	Unemployment	250	19,000	0	0	19,000	11,833	7,167	62.28%
89	Health Insurance Benefits-Retired Employees	270	0	0	0	0	0	0	0.00%
90	Other Employee Benefits (excludes amounts on lines 84-89)	200-290	100,897	0	0	100,897	19,093	81,604	18.96%
91	Total Employee Benefits		1,299,833	62,943	61,493	1,362,776	672,298	690,478	49.33%
92	Purchased Professional & Technical Services	Object 300							
93	Legal Services	332	41,000	0	0	41,000	24,418	16,583	59.55%
94	Accounting/Auditing Services	333	97,405	0	0	97,405	23,125	74,280	23.74%
95	Management Company Services	300-340	282,440	0	17,681	282,440	167,843	114,597	59.43%
96	Other Purchased Prof & Tech Svcs (excluding lines 93-95)	300-340	0	12,010	4,185	12,010	140,563	(128,553)	1170.38%
97	Total Purchased Professional & Technical Services	Object 400	420,845	12,010	21,866	432,855	355,949	76,906	82.23%
98	Purchased Property Services	411	0	0	0	0	0	0	0.00%
99	Water/Sewerage	441	0	0	0	0	0	0	0.00%
100	Building and Land Rent/lease	442	12,000	0	0	12,000	10,663	1,337	88.86%
101	Equipment & Vehicle Rent/lease	430	158,000	0	0	158,000	52,742	105,258	33.38%
102	Repairs & Maintenance Services	400-490	29,000	0	0	29,000	57,613	(28,613)	198.67%
103	Other Purchased Property Services (excluding lines 99-102)	Object 500	199,000	0	0	199,000	121,018	77,982	60.81%
104	Total Purchased Property Services		320,760	0	0	320,760	240,800	79,960	75.07%
105	Other Purchased Services	510-519	320,760	0	0	320,760	240,800	79,960	75.07%
106	Purchased Student Transportation Services	520-529	117,800	0	0	117,800	27,562	90,238	23.40%
107	Insurance (property, liability, fleet, errors/omissions, etc.)	570	0	6,855	0	6,855	0	6,855	0.00%
108	Food Service Management	580-583	51,500	28,145	3,249	79,645	16,250	63,395	20.40%
109	Travel	500-590	88,875	0	0	88,875	23,998	64,877	27.00%
110	Other Purchased Services (excluding lines 106-109)	Object 600	678,935	35,000	3,249	613,935	308,611	305,324	50.27%
111	Total Other Purchased Services		121,680	71,408	31,241	193,088	82,142	110,946	42.54%
112	Supplies	620-629	154,000	0	0	154,000	59,079	94,921	38.36%
113	Materials and Supplies	630-632	0	0	0	0	0	0	0.00%
114	Utilities (natural gas, electricity, coal, gasoline)	129,000	129,000	0	0	129,000	128,768	232	99.82%
115	Food & Commodities	43,500	43,500	53,225	16,935	96,725	54,288	42,437	56.13%
116	Books and Periodicals (including textbooks, workbooks)	600-644	448,180	124,633	48,176	572,813	324,277	248,536	56.61%
117	Other Supplies (excluding lines 113-116)	Object 700							
118	Total Supplies		710	0	0	710	0	0	0.00%
119	Property	720	0	0	0	0	0	0	0.00%
120	Land Purchases and Improvements	730-739	0	0	0	0	0	0	0.00%
121	Buildings Acquisitions (existing structures)	700-740	0	0	0	0	0	0	0.00%
122	Equipment/Furnishings	3,100	3,100	0	0	3,100	0	3,100	0.00%
123	Other Property (excluding lines 120-122)	Object 800	0	0	0	0	0	0	0.00%
124	Total Property		79,611	0	0	79,611	40,351	39,260	50.69%
125	Other Objects								
126	Administrative Fees (State & Local)	810	40,351	0	0	40,351	0	40,351	0.00%

ROBERT RUSSA MOTON CHARTER SCHOOL  
 Quarterly Financial Report (QFR) for the  
 Quarter Ending 03/31/20

Includes Federal ESSA, IDEA B and  
 Other Special Funds

Statement of Revenues and Expenditures	LAUGH Object	GENERAL FUNDS(S)		SPECIAL FUNDS		TOTAL FUNDS		VARIANCE	UTILIZATION
		ANNUAL BUDGET	ACTUAL YTD	ANNUAL BUDGET	ACTUAL YTD	ANNUAL BUDGET	ACTUAL YTD		
127 Interest on Loan(s)/Note(s)	830	0	0	0	0	0	0	0	0.00%
128 Loan Repayment (principal only)	831	0	0	0	0	0	0	0	0.00%
129 Other (excluding lines 126-128)	800-890	10,150	13,727	0	0	10,150	13,727	(3,577)	135.24%
130 Total Other Objects	1311	89,761	54,078	0	0	89,761	54,078	35,683	60.25%
131 Other Uses of Funds	Object 900								
132 Indirect Costs	933	0	0	0	0	0	0	0	0.00%
133 Other Uses of Funds (excluding line 133)	900-932	3,095	0	0	0	3,095	0	3,095	0.00%
134 Total Other Uses of Funds		3,095	0	0	0	3,095	0	3,095	0.00%
135									
136 <b>TOTAL EXPENDITURES</b>		<b>\$6,184,424</b>	<b>\$3,809,695</b>	<b>\$618,610</b>	<b>\$359,462</b>	<b>\$6,803,034</b>	<b>\$4,169,157</b>	<b>\$2,633,877</b>	<b>61.28%</b>
137									
138									
139 <b>EXCESS (DEFICIENCY) REVENUES TO EXPENDITURES</b>		<b>(\$2,237,690)</b>	<b>(\$806,563)</b>	<b>(\$97,573)</b>	<b>\$0</b>	<b>(\$2,335,263)</b>	<b>(\$806,563)</b>	<b>\$1,528,700</b>	<b>34.54%</b>
140									

**ROBERT RUSSA MOTON CHARTER SCHOOL**  
**Quarterly Financial Report (QFR) for the Quarter**  
**Ending**

**03/31/20**

**Cash Flow Statement**

Change in Net Assets

(\$806,563)

**Cash Flows from (used) in Operating Activities**

Additions to Cash:

Accounts Receivable	0
Prepaid Expenses	0
Travel Advances	0
Grants Receivable	10,239
Decrease in	0
Decrease in	0

0

Add back:

Depreciation Expense	0
Accounts Payable	101,966
Accrued Expenses	0
Deposits Held for Others - SAF	0
Increase in	0
Increase in	0

0

Subtractions from Cash:

Accounts Receivable	(115,718)
Prepaid Expenses	0
Deposits Held for Others - SAF	(57,246)
Increase in	0
Increase in	0

0

Accounts Payable	(372,872)
Accrued Expenses	(335,335)
(Decrease) in	0
(Decrease) in	0

0

Net Cash Provided (Used) by Operating Activities

(1,575,540)

**Cash Flows from (used) Investing Activities**

Additions to Cash:

Land, Building, Furniture and Equipment	0
Sale of	0

0

Subtractions from Cash:

Land, Building, Furniture and Equipment	0
(Purchase) of	0
	0
	0

0

Net Cash Provided (Used) by Investing Activities

0

**Cash Flows from (used) in Financing Activities**

Additions to Cash:

Loan(s)/Note(s) Payable	0
Loan/Note	0
Line of Credit	0

0

Subtractions from Cash:

Loan/Note Payments	0
(Payments)	0
Line of Credit Payments	0
(Payments)	0

0

Net Cash Provided (Used) by Financing Activities

0

Net Increase (Decrease) in Cash

(1,575,540)

Cash and Cash Equivalents Beginning of Fiscal Year

5,386,116

Cash and Cash Equivalents as of

03/31/20

\$3,790,576

# ROBERT RUSSA MOTON CHARTER SCHOOL

"AN ACADEMY OF LEARNING"

STATEMENT OF AFFIRMATION  
(To be placed on CMO or School letterhead)


Quarterly Financial Report (QFR)


*(check applicable QFR) Due forty-five (45) days after quarter ends. If due date falls on weekend, Monday submittal will suffice.*


- QFR1 quarter ending 09/30 due 11/15 to [charterschools@nolapublicschools.com](mailto:charterschools@nolapublicschools.com)
- QFR2 quarter ending 12/31 due 02/15 to [charterschools@nolapublicschools.com](mailto:charterschools@nolapublicschools.com)
- QFR3 quarter ending 03/31 due 05/15 to [charterschools@nolapublicschools.com](mailto:charterschools@nolapublicschools.com)

The CMO/School listed below affirms the financial data contained in the Quarterly Financial Report (QFR) is truthful. I hereby certify that, to the best of my knowledge and belief, the data reported in the attached QFR for Fiscal Year 2020 constitutes a true and full report pertinent to the Balance Sheet, Statement of Revenues and Expenditures (both budget and actual) and Cash Flow Statement.

CMO or School Name: Robert Russa Moton Charter School

Chief Financial Officer (CFO)/Business Manager (typed name): Marlene Wade, CFO  
 Signature and Date Signed (CFO/Business Manager):  5/15/2020  
DocuSigned by: 3CFC1AAD604540F...

Chief Executive Officer (CEO)/Principal (typed name): Tarynesa Williams, Principal  
 Signature and Date Signed (CEO/Principal):  5/15/2020  
DocuSigned by: 24F5788C1CB947E...

Board President/Chair (typed name): Barbara Major, Board President  
 Signature and Date Signed (Board President/Chair):  5/15/2020  
DocuSigned by: 77850C424FF1422...

\*\*Electronic signatures are acceptable.

---

TARNESA "TERRI" WILLIAMS, PRINCIPAL  
 DEIDRA BRADLEY, ASSISTANT PRINCIPAL

8550 CURRAN BLVD  
 NEW ORLEANS, LA 70127